



Wearing PPE During COVID19



Step 1: Put on Hairnet



Step 2: Hand Hygiene



Step 3: Put on a Gown

- Use an impermeable gown
- a 2nd operator should assist in closing up the back




Step 4: Put on Mask

- N95, FFP2 or FFP3 recommended; fitting test should be done after putting on the face
- Alternatives if N95, FFP2 or FFP3 not available



Step 5: Put on Goggles



Step 5: Put on double gloves

- One inner pair of gloves covering the skin up to the wrist and second outer pair of gloves go over the gown up to the wrist


Removing PPE During COVID19

Some additional suggestions:

- Steps 1-4: in the Procedure room
- Steps 5-10: in a separate area/room
- Have a buddy watch you removing PPE without breaching the protocol



Step 1: Hand Hygiene



Step 2: Remove gloves



Step 3: Hand Hygiene



Step 4: Put on New Gloves

- Prevents self contamination



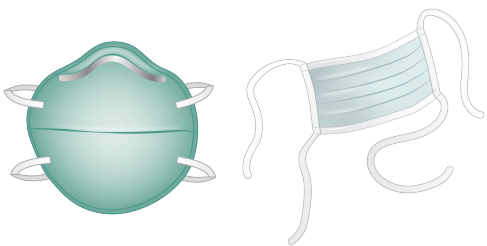
Step 5: Remove Gown

- A second operator should assist in untying the back




Step 6: Remove Goggles

- Avoid touching the front part, which can be contaminated



Step 7: Remove Mask

- Avoid touching the front part, which can be contaminated



Step 8: Remove Hairnet



Step 9: Remove Gloves



Step 10: Hand Hygiene